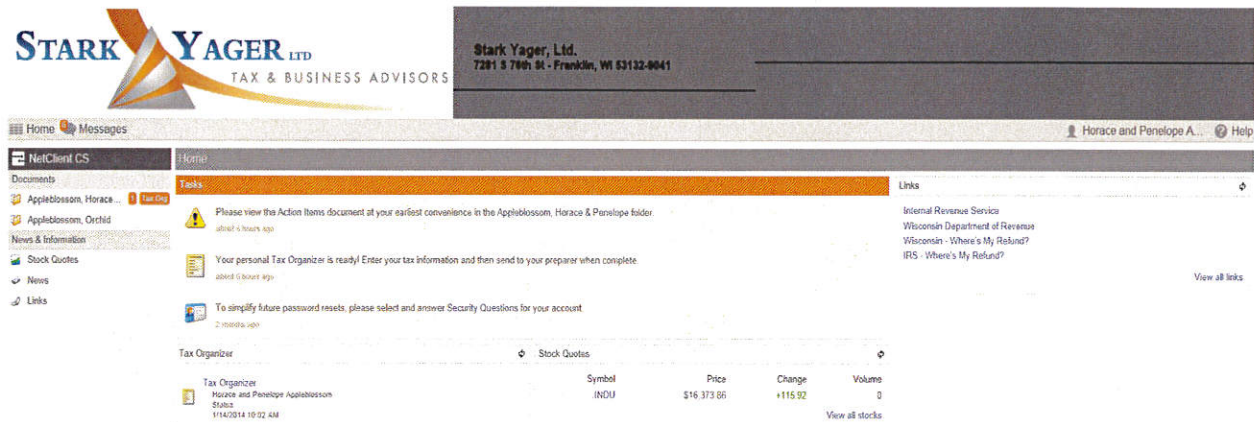


Stark Yager, Ltd.

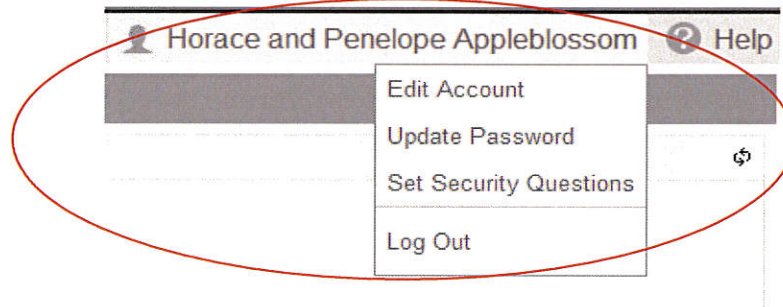
Portal Instructions

Your tax return is available on your secure web portal. You may access your returns 24/7, year after year. To access your portal:

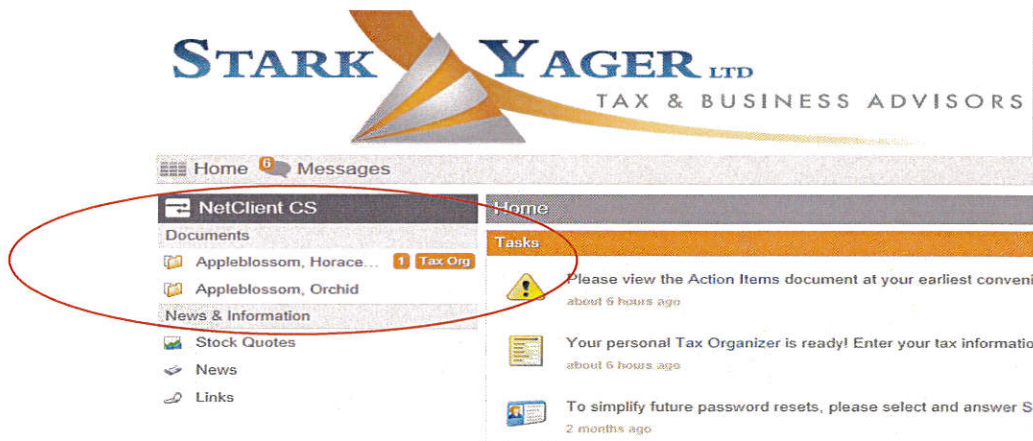
- 1) Go to our Website: www.starkyager.com
- 2) Locate the Client Login section on the Home page.
- 3) Enter your **Username** and **Password**
- 4) After you complete the login phase, your Home/Dashboard page will be displayed.



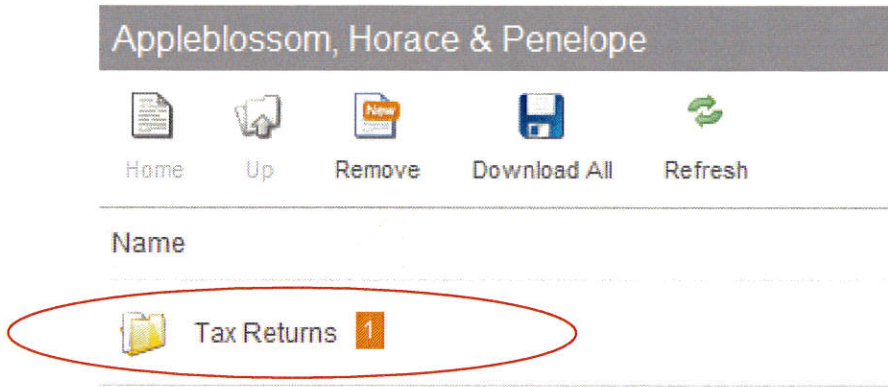
- 5) You may manage your Account Information and Password by clicking on your name in the upper right hand corner of your Home/Dashboard page.



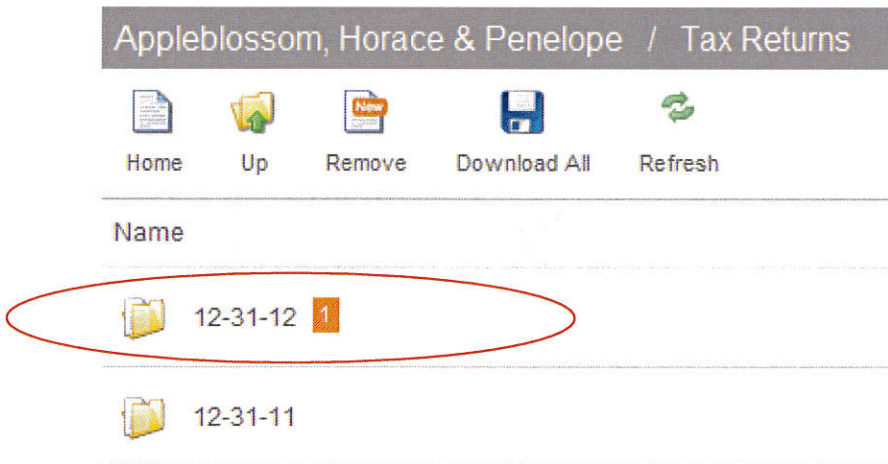
- 6) To view your tax return - - Click on your Document Folder.



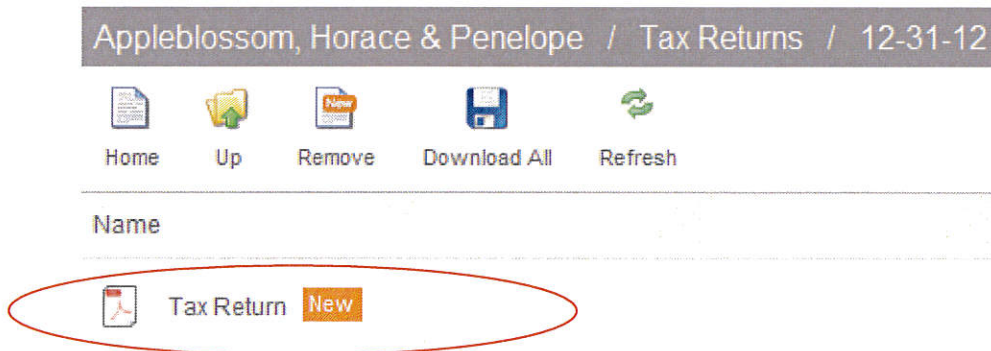
7) Click on the Tax Returns Folder.



8) Click on the appropriate tax period (i.e. 12-31-11, 12-31-12).



9) Click on the **Tax Return** link. A.PDF version of your tax return will display for you to view, print or save to your computer. [**Note:** You will need Adobe Reader version 7.0 or higher installed. You may download and install the latest version of Adobe Reader from the Download section at www.adobe.com.]



If you have any questions, please contact the Portal Administrative Team by email at etteam@starkyager.com or contact our office at 414-425-7760